


ISIOLO COUNTY OPINION SURVEY

VOTER PREFERENCE
APRIL 8th 2022



@mizaniafrica



@Mizaniafrica

Contents

01 **Methodology**

02 **Demographics**

03 **Gubernatorial Aspirants
Popularity Ranking**

04 **Senatorial Aspirants
Popularity Ranking**

05 **Women Rep. Aspirants
Popularity Ranking**

06 **Parliamentarian Aspirants
Popularity Ranking**



@mizaniafrica



@Mizaniafrica

Methodology

Sampling

Random Sampling distributed proportionate to population size across 2 Constituencies in Isiolo County

Sample Size

1,063
Across Isiolo County

Sampling Error

+/- 3 with a 95% confidence level

Duration

28th March to 4th April, 2022

Data Collection

Telephonic interviews were conducted

Population

Isiolo County adults of 18 years & above living in rural & urban areas.

Survey Sponsor

MIZANI SOFT AFRICA



@mizaniafrica



@Mizaniafrica

Demographics

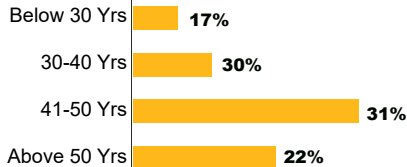
Gender



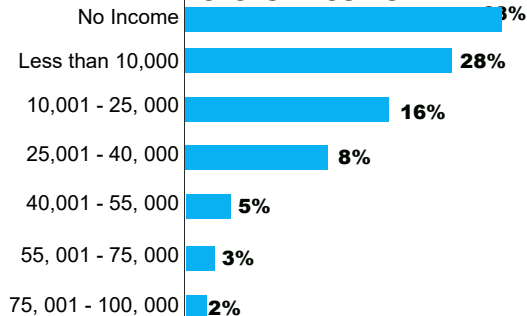
Setting



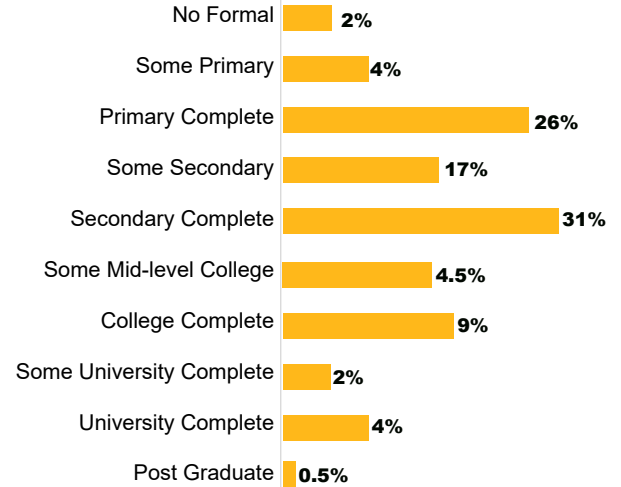
Age



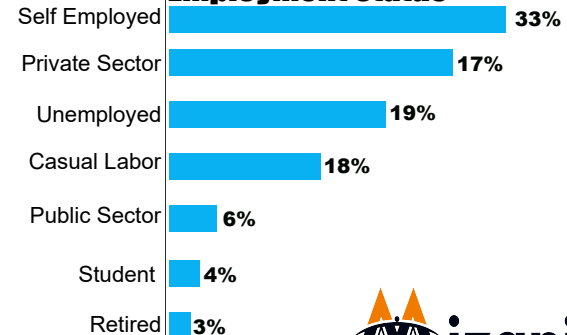
Level of Income



Level of Education



Employment Status



@mizaniafrica



@Mizaniafrica

Gubernatorial



ISILOLO COUNTY



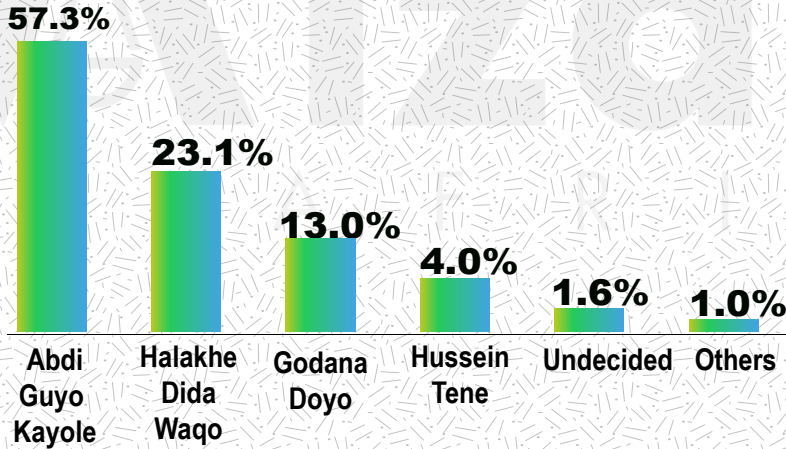
ABDI GUYO KAYOLE
57.3%



HALAKHE WAQO
23.1%



GODANA DOYO
13.0%



@mizaniafrica



@Mizaniafrica

Senatorial



FATUMA DULLO
52.4%

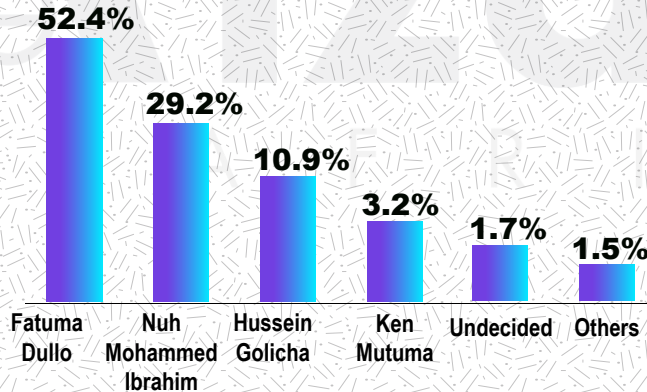


NUH MOHAMMED
29.2%



HUSSEIN GOLICHA
10.9%

ISILOLO COUNTY



@mizaniafrica



@Mizaniafrica

Woman Rep.



MUMINA GOLLO
50.2%

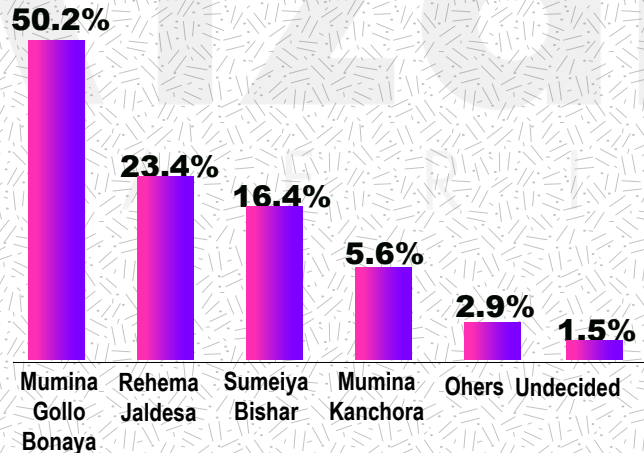


REHEMA JALDESA
23.4%



SUMEIYA BISHAR
16.4%

ISILO COUNTY



@mizaniafrica

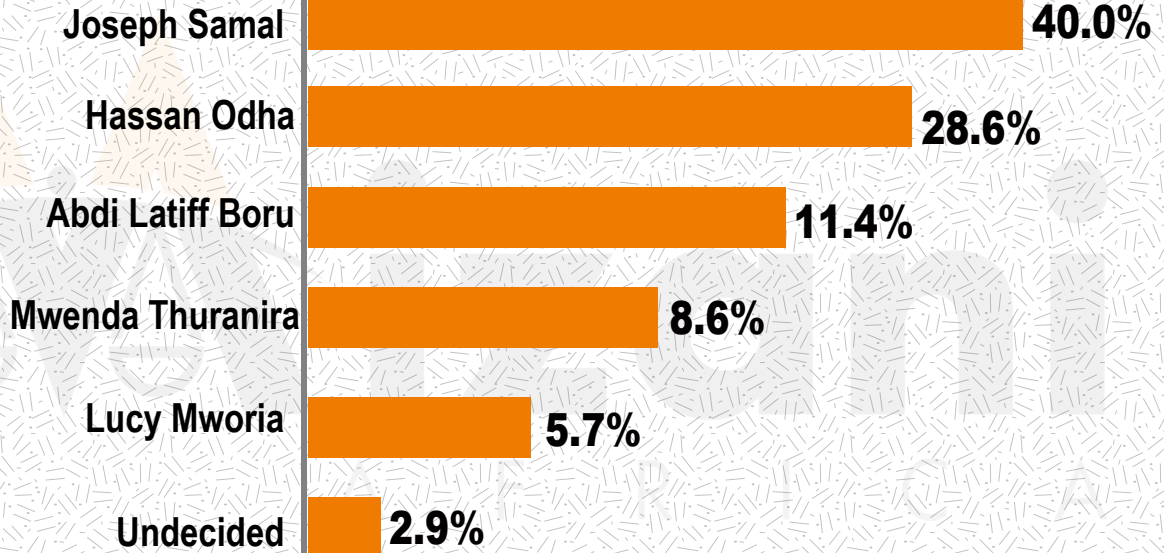


@Mizaniafrica

Parliamentarian

ISILO NORTH CONSTITUENCY

Popularity Ranking



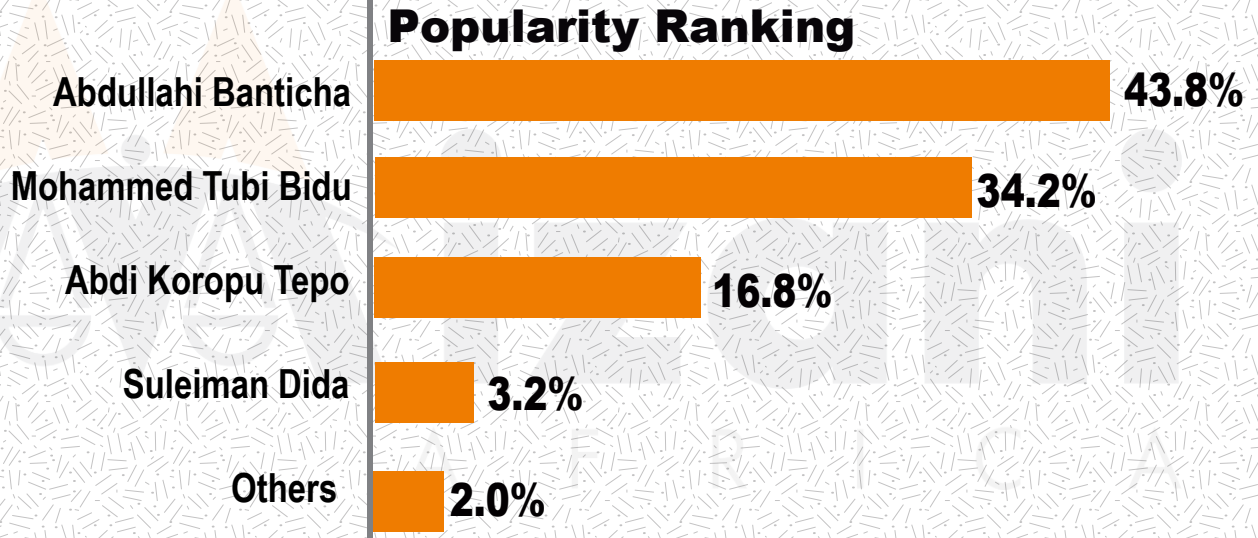
@mizaniafrica



@Mizaniafrica

Parliamentarian

ISILOLO SOUTH CONSTITUENCY



@mizaniafrica



@Mizaniafrica



**Opinion Poll
APRIL 2022**



**+25473555518
+25473555512**



@Mizaniafrica



@mizaniafrica

